

Sunlit Series


LED Rental Display

Two cabinets, any splicing.

The Sunlit series is available in both long and short cabinet sizes. The two cabinets can not only be used individually but can also be combined, providing the flexibility to choose different cabinets for fitting according to the needs of the scenario.

Short cabinet size: **500*500mm**

Long cabinet size: **500*1000mm**



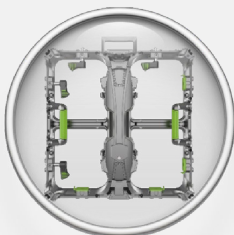
Hardwired power box design

The power box is hard-wired for quick disassembly and easy maintenance.



Corner protection design

The cabinet is protected from bumps by foldable corner protectors around the corners of the screen.




High quality die-cast aluminium



Adopting die-cast aluminium, the cabinet is robust and durable, effectively ensuring the flatness of the screen surface.



Customisable curved enclosure

The Sunlit series supports a customised enclosure design, allowing for easy internal and external arc splicing without the need for an internal arc lock.





Handle design

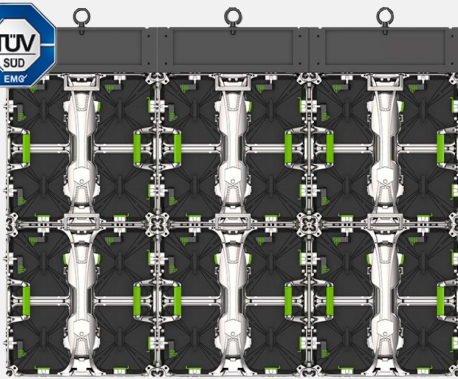
Designed with handles, the cabinet is not only easy to install and dismantle by a single person but can also be used to fix the cabinet between the top and bottom, making it safer and more reliable.



Smart lock design

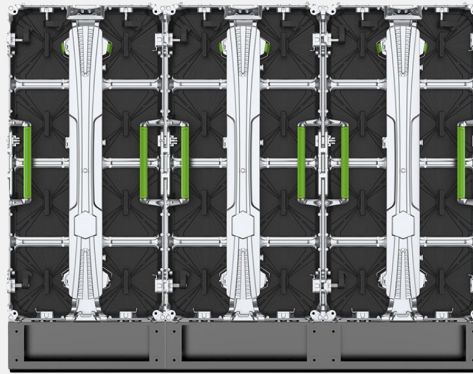
The Sunlit series cabinets are spliced with smart locks, which are easy to use, safe and firm, and can effectively avoid misoperation during installation.

Various installation options




Lifting

TUV certificated multi-function hanging bar



Floor stand mount



SPECIFICATIONS

Model	RU55-2P6VA	RU55-2P9VA	RU55-3P9VA	RO55-3P9VA	RO55-4P8VA
Pixel Pitch(mm)	P2.604(indoor)	P2.97 (indoor)	P3.91 (indoor)	P3.91 (outdoor)	P4.81 (outdoor)
Resolution	192 x 192	168 x 168	128 x 128/128 x 256		104 x 104/104 x 208
Unit Size(W x H x D mm)	500 x 500 x 88			500 x 500 x 88/500 x 1000 x 88	
Brightness(nits)	700 ~ 900			5000 ~ 5500	
Gray Scale(bit)	14				
Contrast Ratio	5000:1				
Colour Temperature(K)	3200 ~ 12000				
Viewing Angle(H./V.)	140°/120°				
Refresh Rate(Hz)	3840				
Lifetime(Hours)	≥100000				
Working Voltage	AC: 100V~220V,50/60Hz				
Power Consumption Max(W/m ²)	≤650			≤800	
Operating Temp(°C)	-10 ~ +50			-20 ~ +50	
Humidity Range(%RH)	10 ~ 80			10 ~ 90	
Weight(kg)	7.5			7.5/11	